

Tranquility® Essential Booster Pads

Flow-through pad designed to add capacity to any disposable incontinence product.



Previously Branded As



Features and Benefits

Flow-Through Design • Clothlike
Adhesive Strip • Latex-Free



Superabsorbent booster adds capacity to your primary product, extending your wear time.



Soft and flexible design allows you to position the booster comfortably where you need it.



Adhesive strip secures the booster to your primary product to prevent sliding, keeping you comfortable and protected.

HEAVY



Item No.	Size	Length/Width	Capacity	Case Count	HCPC Code	Best Suited for Host Garment Sizes
2770	Youth	12" x 3.25"	5.5 oz/163 mL	180 (6 bags of 30)	T4535	Youth, XS
2760	Regular	12" x 4.25"	6.7 oz/198 mL	200 (8 bags of 25)	T4535	S, M, L
2762	Long	15" x 4.25"	8.0 oz/236 mL	200 (8 bags of 25)	T4535	XL, 2XL

MODERATE



Item No.	Size	Length/Width	Capacity	Case Count	HCPC Code	Best Suited for Host Garment Sizes
19244	Regular	12" x 4"	5.3 oz/157 mL	200 (8 bags of 25)	T4535	S, M, L, XL

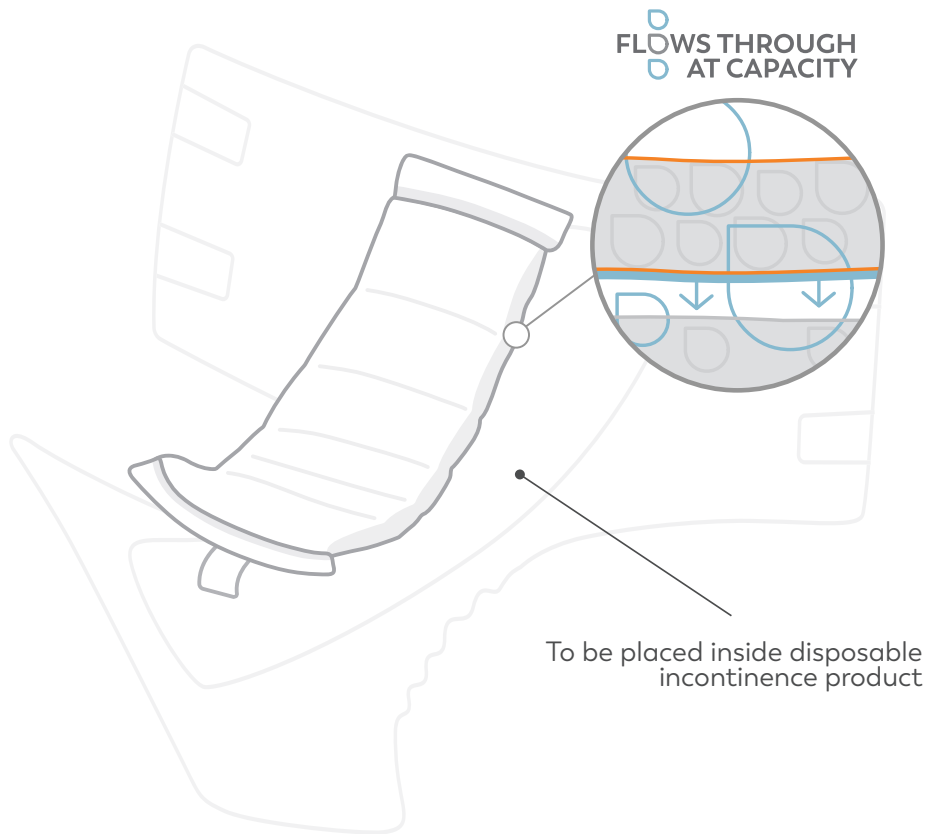
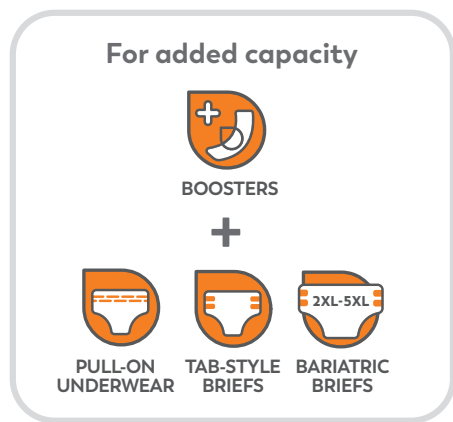


Want more information? 1-800-467-3224
TranquilityProducts.com/brand-evolution



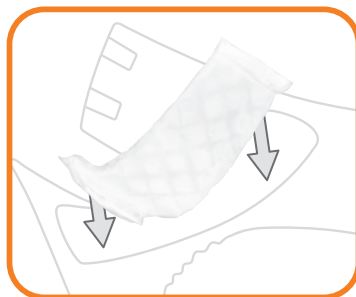
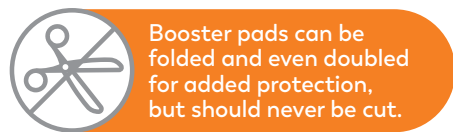
What is a Booster Pad?

Booster pads have a flow-through design allowing them to fill to capacity before passing additional moisture into a primary incontinence product. Booster pads should always be placed inside another disposable incontinence product that has a moisture-proof backing. **Do not use with regular underwear.**



Did You Know?

Booster pad placement is important. **The pads can be placed in targeted areas where additional absorption is needed.**



Host Garment – The pad's adhesive side should face out, away from the body. Make sure the pad is fully contained within the host incontinence product; no part should extend beyond the edges.

For Women – Place the pad more toward the bottom.

For Men – Place the pad more toward the front.



Want more information?
1-800-467-3224 • TranquilityProducts.com

