

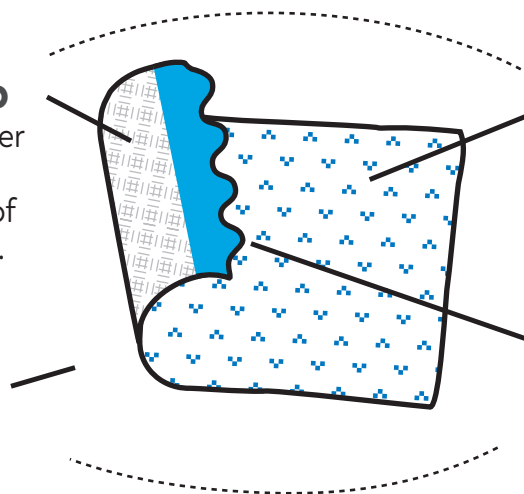
# Micro-Hook Closure Tab System

## Micro-Hook Closure Tab

Micro-hooks grip the clothlike outer layer to securely fasten the brief. They also allow multiple openings of the brief without ripping or tearing.

## Clothlike Outer Layer

Provides the entire front of the brief as a landing zone

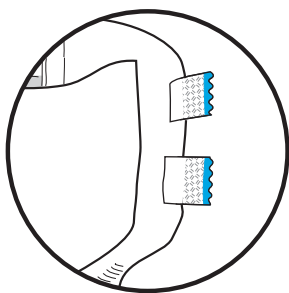


## Patterned Tabs

Patterned to distinguish from clothlike outer layer

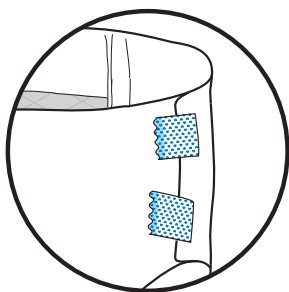
## Finger-Lift Edge

Wavy cut, finger-lift edge makes it easy to open brief with one hand



## Step 1

When fitting (or applying) the brief for the first time, lift the wavy, finger-lift edge, micro-hook closure tabs from the **back panel**, exposing the micro-hooks.



## Step 2

Place the opened micro-hook closure tabs anywhere on the front panel of the brief. Press down on micro-hook tab and tug backward to lock hooks and loops in place. They will grip and stay securely in place even with movement.

## Good Fit

Should fit like underwear



Brief should fit snugly with the placement of the tape tabs **on the hips** and no gaps around the legs.



Have questions or want more information?  
1-800-467-3224 • [TranquilityProducts.com](https://TranquilityProducts.com)

