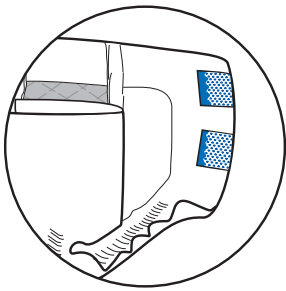
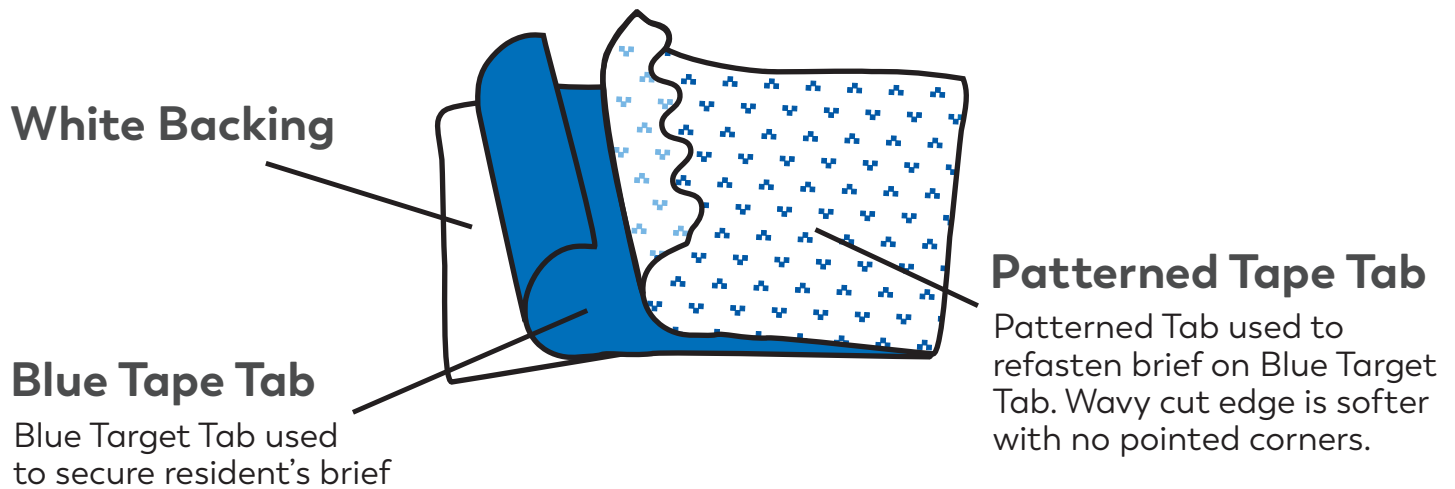
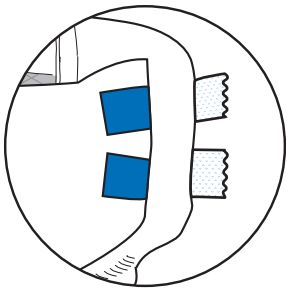


Refastenable Tape Tab System



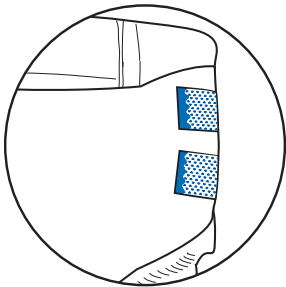
Step 1

When fitting (or applying) the brief for the first time, grip both the Blue Target Tab and the Patterned Tab together and place on the front of brief for a proper fit.



Step 2

To remove or open the brief, grip the Patterned Tab alone, pulling away from Blue Target Tab.



Step 3

To replace or close the brief, return the Patterned Tab to the Blue Target Tab.

Good Fit

Should fit like underwear



Brief should fit snugly with the placement of the tape tabs **on the hips** and no gaps around the legs.



Have questions or want more information?
1-800-467-3224 • TranquilityProducts.com

